

GFT300

Sub-Nanosecond Pulse Stretcher

FEATURES

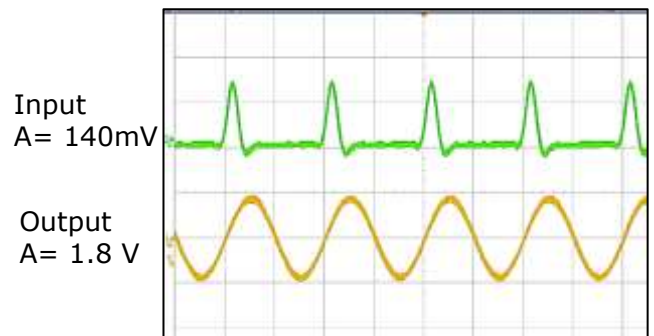
- Input
Amplitude: 100 mV to 1 V
Width > 500 ps
Repetitive rate: 80 MHz (40 to 100 MHz in option)
- Two outputs
Form: Sinus
Amplitude: >1 V typical
Load : 50 Ω
- Operates from 12V AC/DC adapter



GFT300 module

APPLICATION

- Synchronize GFT1020, GFT1504 Digital Delay Generator and external reference
- Receiver for pick up diode
- Control timing of Picosecond Laser System
- Diagnostics on high speed timing
- Laser research
- R/D experimental application



Input & output signal example

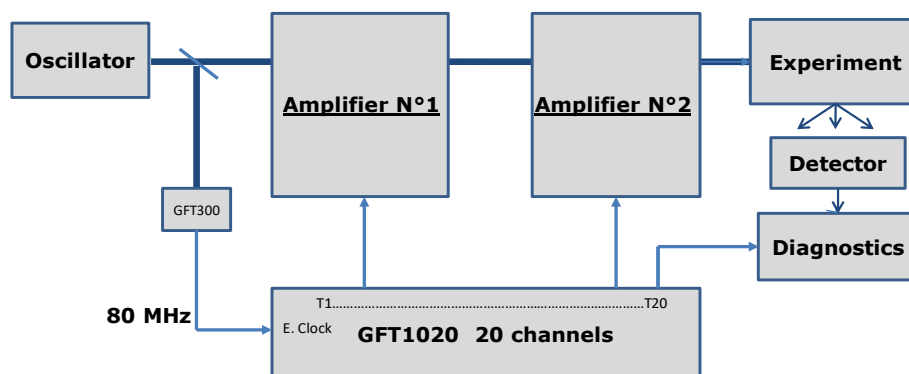
DESCRIPTION

The GFT300 is the ideal module to stretch a short pulse or a low amplitude pulse to provide a pseudo sinus signal, useful for analog function or numerical function lock.

The GFT300 module delivers two signals: Signal Out and Monitoring.

The GFT300 Signal Out can be used for synchronizing Greenfield Technology delay generators or Timing System. The GFT300 Monitoring output can be connected to a digitizer or oscilloscope to control the quality of the signal.

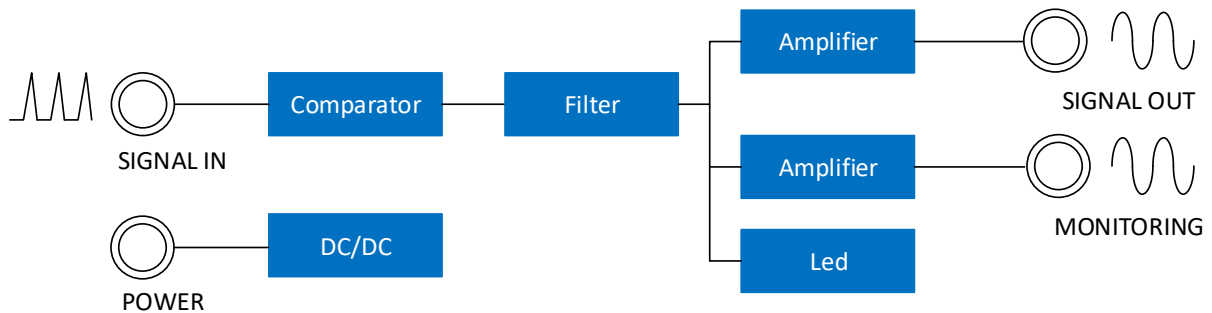
Typical GFT300 application would be to control the timing of a Picosecond Laser System. The GFT300 receives a short pulse from pick-up diode and provides an 80 MHz time base to the GFT1020 20 channels pulse and delay generator able to select pulse at up to 10 KHz (or one pulse for diagnostics)



Typical application in Picosecond Timing System

GFT300

Sub-Nanosecond Pulse Stretcher



Block diagram

SPECIFICATIONS

Input (Signal In)	
Amplitude	100 mV to 1V
Internal Terminaison	50 Ω
Width	> 500 ps
Repetitive Rate	80 MHz (other value in option)
Connector	BNC
Outputs (Signal Out & Monitoring)	
Form	Sinus
Amplitude	> +/- 50 mV
Gain	10, typ. (depend on the shape of input signal)
External Load	50 Ω
Jitter RMS	< 50 ps
Connector	BNC
General specification	
Indicator	Green led Light when the output delivers more than 100mV
Size	106 x 47 x 31 mm
Power	V/A 12 V / 200 mA max.
Connector	Jack 5.5mm
AC/DC Adapter	furnished
Option	
Other Input Repetitive Rate	Between 40 to 100 MHz – ask to the factory